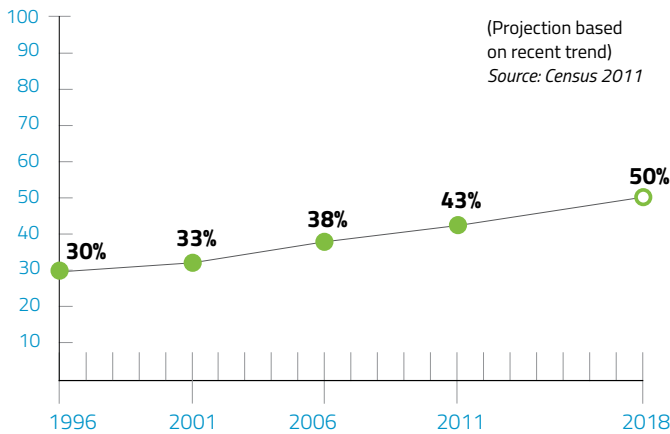


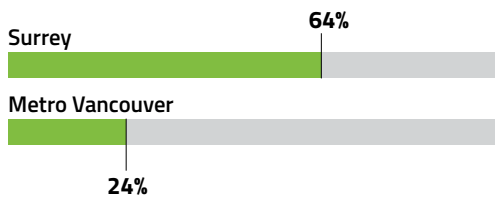
# THE BIG PICTURE: WHY DO IMMIGRANTS MATTER TO SURREY?

Within approximately five years newcomers will account for half of Surrey's population.



Thirty percent of Metro Vancouver population growth is in Surrey.

Between 2001 and 2011 Surrey's newcomer population increased **64%**. Metro Vancouver's increased only **24%**.



## The Global Competition for Talent

Where will the workers come from?

**650,000**

The estimated number of high school graduates.

**1.013 million**

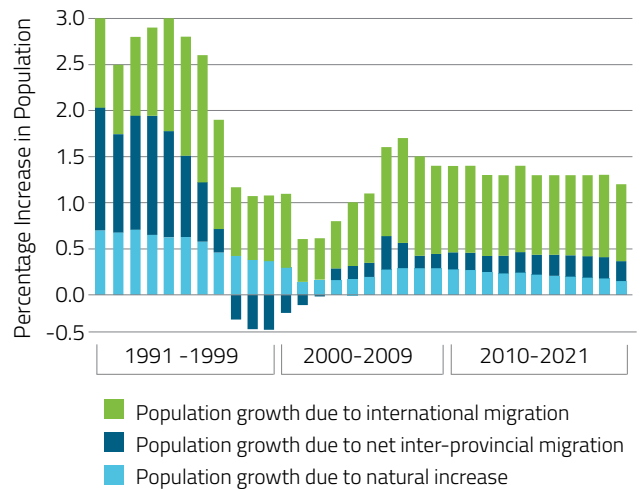
The estimated number of job vacancies in B.C. to 2019.

**363,000**

The estimated shortfall in workers.

Source: Work BC

**SOLUTION** Immigration will be the key driver of B.C.'s labour force growth.



Source: BC Stats, 2009

Newcomers Are Young. They are the future of Surrey.



**50%** of immigrants to Surrey are **24** years old or younger on arrival.

Source: Census 2011



Surrey is home to almost one-quarter of all **10-18** year olds in Metro Vancouver.

Source: Census 2011

### ABOUT THE SURREY LOCAL IMMIGRATION PARTNERSHIP

Established in 2014, Surrey's LIP is led by the City of Surrey and governed by a committee drawn from 30 community organizations.

## CHALLENGES AHEAD

Newcomers are a key economic and social driver for Surrey. Here are some of the obstacles that need to be addressed.



Surrey's new civic plaza is a gathering place for all.

The Local Immigration Partnership's role is to identify obstacles faced by immigrants and refugees and help create the conditions for improvement. The goal is a more welcoming community and better outcomes for newcomers.

### The bumpy road to becoming a welcoming and engaged community.

Are we a welcoming and engaged community? Not yet.



More than **1/3** of Metro Vancouver residents do not have close friends outside of their own ethnic group, according to a recent survey by the Vancouver Foundation.

Source: Vancouver Foundation, "Connections and Engagement", June 2012



**50%** of new immigrants in Metro Vancouver reported having difficulties making new friends.

Source: Vancouver Foundation, June 2012

**63%** of Metro Vancouver residents did not feel that all immigrant and refugee groups would be welcomed equally in their neighbourhoods.

Source: Vancouver Foundation, June 2012

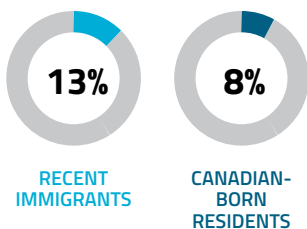


**14%** of Surrey's students in grades 7 to 12 reported experiencing racial discrimination in 2008, compared to the provincial rate of **12%**.

Source: McCreary Centre Society, Adolescent Health Survey, 2008

### Newcomers experience lower employment and lagging incomes.

#### Unemployment rate in Surrey



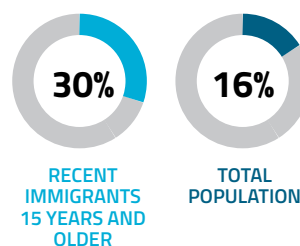
Source: NHS 2011

#### Average employment income



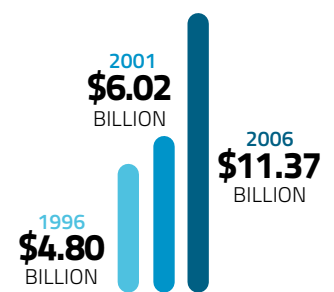
Source: NHS 2011

#### Percentage of Surrey population in the low income bracket



Source: NHS 2011

#### Skill under-utilization robs immigrants of earning power. Total value lost across Canada



Source: Source: Reitz, J.G., J. Curtis and J. Elrick (2014)